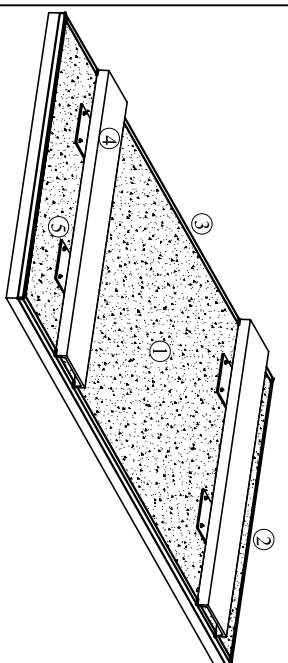
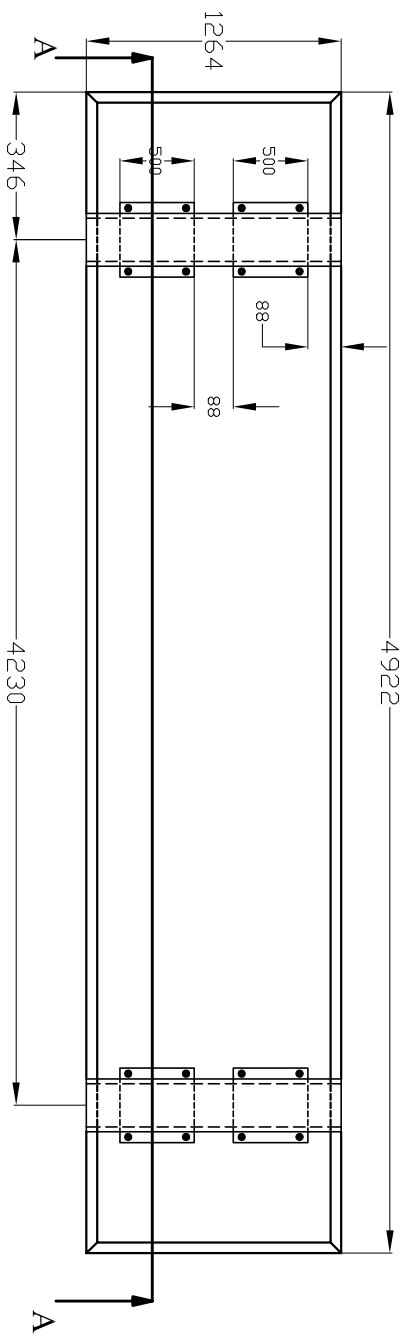



Welding Joint

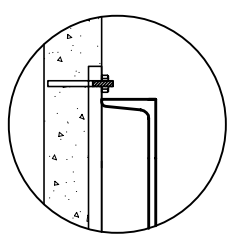


No.	Description	Qty	Dimensions
1	RainForce Conc. Slab	1	L=4922, W=1264, H=100
2	L40*4	2	H=W=40, L=1264
3	L40*4	2	H=W=40, L=4922
4	U-300	2	h=300, b=100, L=1264
5	Plate (with Bolt)	4	500*500*20



Section A-A

Note: All Dimensions are in mm.



MATERIAL		-	
APPLIED FINISH			
TOLERANCES UNLESS OTHERWISE SPEC'D			
FRACTIONS	DECIMALS	ANGLES	
±	±	±	
SURFACES IN		HOLE SPACING	
±		±	
NON CUMULATIVE		HOLE LOCATION	
✓		±	
DSN. BY	Amrion Pour	DATE	1386.07.28
CHK'D BY	Amrion Pour		1386.07.28
TITLE :		DWG NO.	
Foundation Lay out		16JB010021	
Just for Customer			



Operating Weight: 5728 kg.
Rigging Weight: 4510 kg.